

About Us

CMLS Asset Management is an independent asset management firm that prides itself on creating innovative real-estate focused alternative investment products.

CMLS Asset Management is an affiliate of CMLS Financial - one of the largest mortgage brokerage firms and servicing companies in Canada, established in 1974.

Total
Specialists

290+

Years of
Experience

45+

National
Offices

8

Benefits of Investing in our Real Estate Mortgage Fund

Preservation of capital

Earn a premium income

Low correlation to
equities and fixed income

Access to an institutional
style product

Active management

Inflation protection

Avoid the costs and
pitfalls associated with
owning an investment
property outright

Protect against rising
interest rates

Operational Excellence

One of the largest, highest rated
mortgage servicing firms in the industry.



Fitch
Ratings

Deloitte.

Strategic Partnerships

We partner with our institutional, high
net worth and retail clients by investing
in mortgages to help them achieve their
unique investment objectives.

Assets Under
Administration

\$22B

Loans Funded
in 2018

\$5.5B

Investor Relations



DJ French

VP, National Accounts
& Sales

416.779.4473
dj.french@cmls.ca



Cynthia Maisonneuve

Director, Sales

416.846.2917
cynthia.maisonneuve@cmls.ca

Proud members of



CANADIAN
ASSOCIATION OF
ALTERNATIVE
STRATEGIES
& ASSETS

**Great
Place
To
Work®**

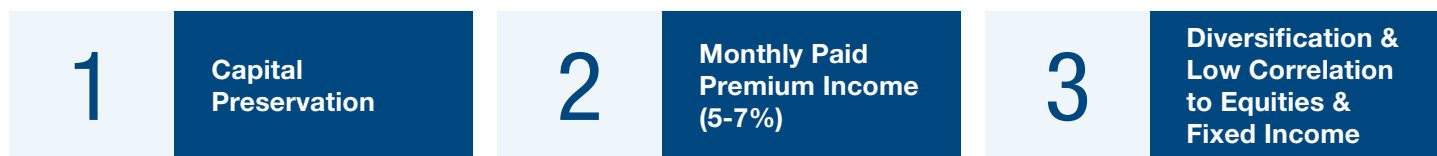
**Best
Workplaces™**

CANADA

2018

cmls.ca

CMLS Mortgage Fund Investment Highlights

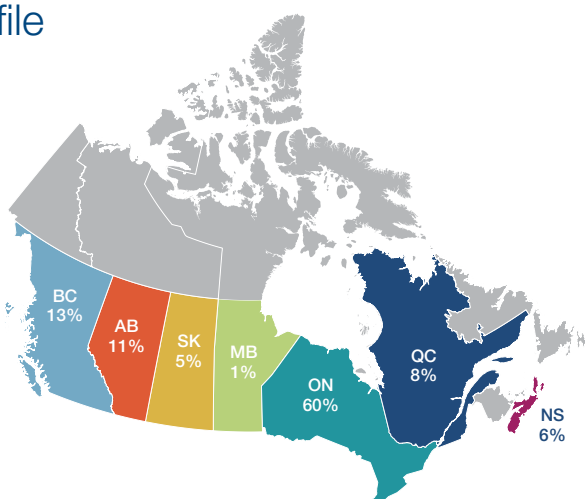


CMLS Mortgage Fund Performance (FUNDSERV code: CLS104)

| % RETURNS | 2008 | 2009 | 2010 | 2011 | 2012 | 2013 | 2014 | 2015 | 2016 | 2017 | 2018 |
|-----------------------|---------|--------|--------|--------|-------|--------|--------|--------|--------|-------|--------|
| MORTGAGE FUND | 5.74% | 8.24% | 6.18% | 6.53% | 7.34% | 6.42% | 6.31% | 5.60% | 5.87% | 6.05% | 5.57% |
| S&P/TSX TR | -34.17% | 37.46% | 17.61% | -8.71% | 7.19% | 12.99% | 10.55% | -8.32% | 21.08% | 9.10% | -8.89% |

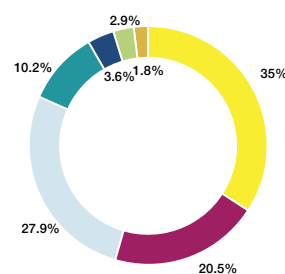
As of June 28th, 2019

Diversification Profile



Weighted Average
Loan-to-Value

65%

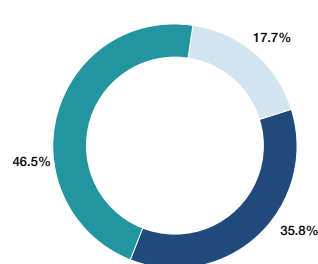


Weighted Average
Term to Maturity (Years)

1.57

Number
of Loans

39



What We Invest In



Performance herein is by the Manager, its principals, employees and affiliates. Past performances and portfolio mix of the Manager and its personnel are not indicative of future results or portfolio mix of the Fund. An investment in Offered Securities is considered high risk and appropriate for those who qualify as Accredited Investors only and who can absorb a significant loss. Unless otherwise indicated, all information herein is as of June 28, 2019. Historical performance shown is net of fees in class I units.